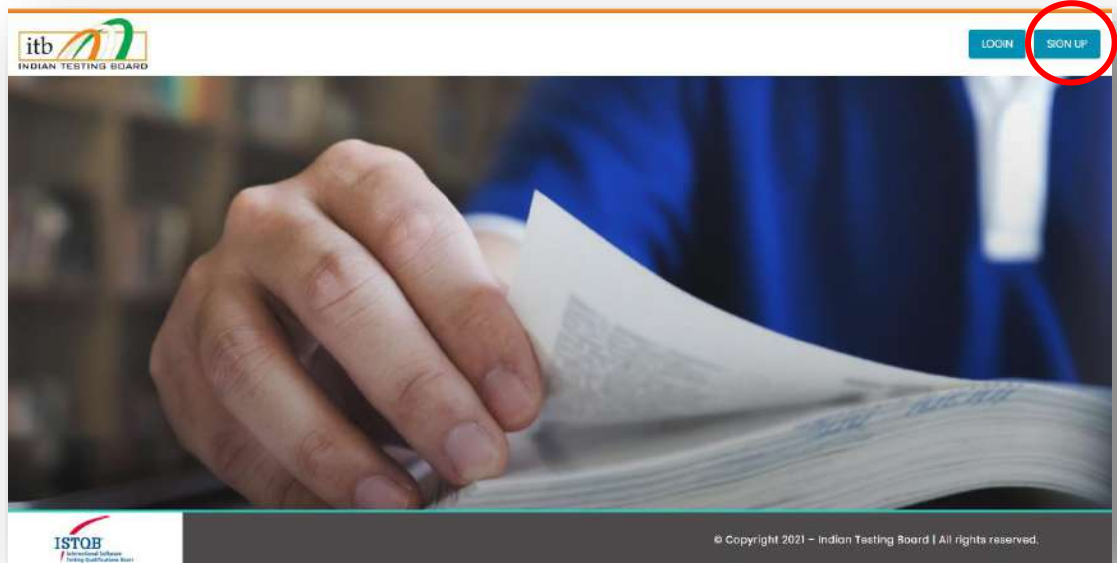
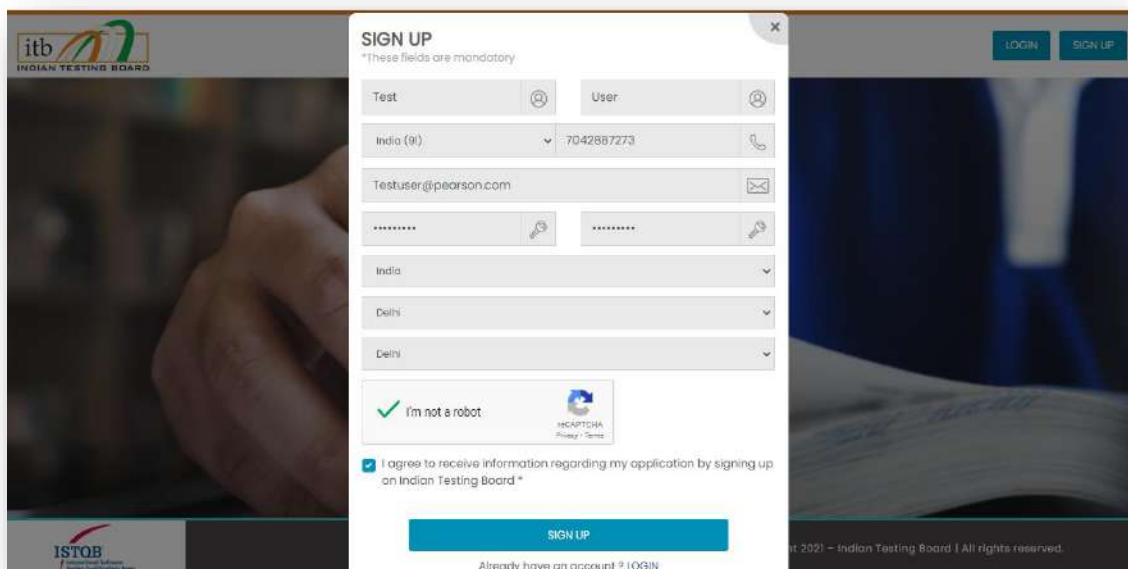


STEPS FOR SCHEDULING ITB EXAM ON PEARSON VUE PORTAL

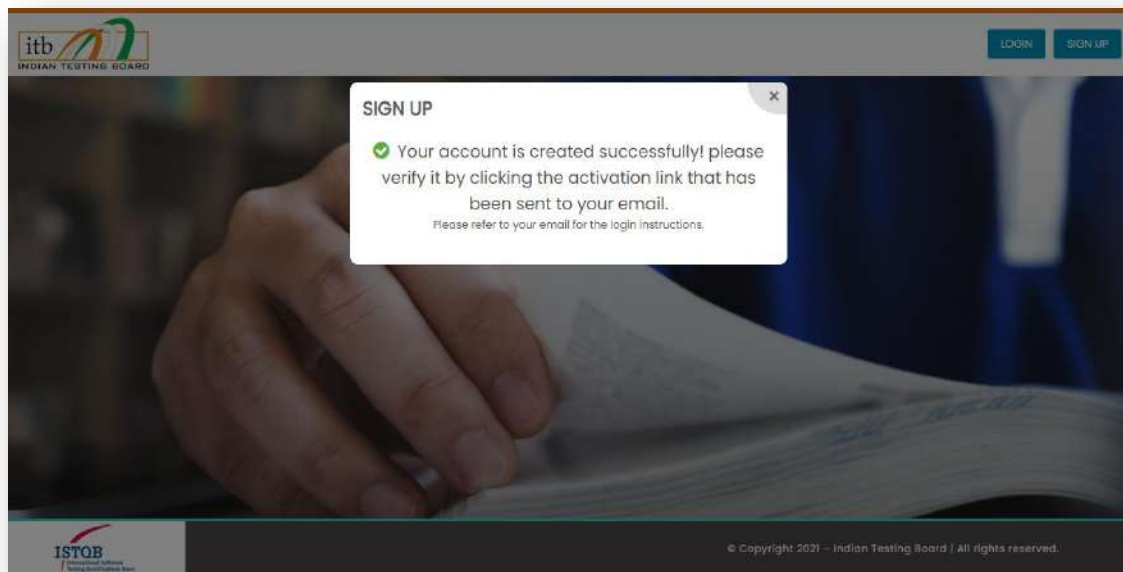
1. Enter <https://itb.excelindia.com/ITB/> on your browser address bar and use the Sign-Up button as shown on the web page image below for a new candidate. Existing candidates who have already registered earlier but not scheduled, please follow the directions given below.



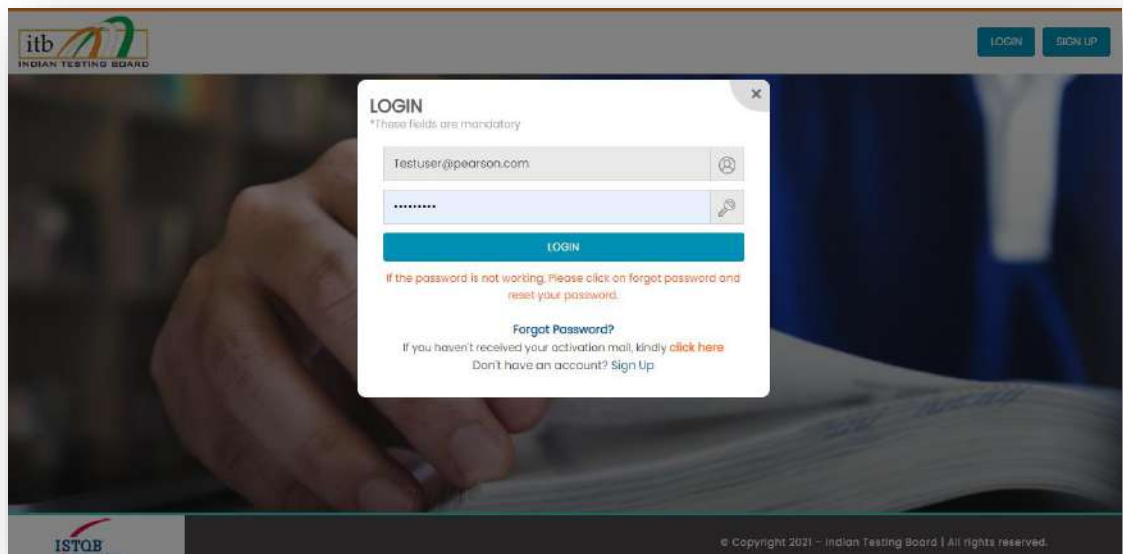
2. In the next step, Fill the details to SIGN UP and accept the Privacy Policy of Pearson VUE by selecting the check box as indicated and click, and agree to the policies.

A screenshot of the 'SIGN UP' form on the ITB website. The form is titled 'SIGN UP' and includes a note: '*These fields are mandatory'. The form fields are: 'Test' (dropdown menu), 'User' (text input), 'India (91)' (dropdown menu), '7042887273' (text input), 'Testuser@pearson.com' (text input), two password fields (text input with masked characters), 'India' (dropdown menu), 'Delhi' (dropdown menu), and 'Delhi' (dropdown menu). Below the form fields, there is a 'I'm not a robot' checkbox with a green checkmark and a reCAPTCHA widget. A larger checkbox is checked, with the text: 'I agree to receive information regarding my application by signing up on Indian Testing Board *'. At the bottom of the form, there is a blue 'SIGN UP' button and a link: 'Already have an account ? LOGIN'. The background of the form is a blurred image of a person's hands holding a document. The footer of the page includes the ISTOB logo and copyright information: '© Copyright 2021 - Indian Testing Board | All rights reserved.'

3. Click Sign Up. The screen will show the pop up as given below-



4. The candidate will receive the email verification and login link to complete the profile.



5. Upon successful verification of the email, on the next screen enter your personal information like the first name, middle name (optional), surname, contact details, and a valid email address where you would like to receive your account-based secured information. Do note that the name you enter MUST be EXACTLY matched with the identification that you are required to produce on the day of examination. For details on identifications acceptable, please refer to the exam appointment confirmation letter that you will receive after you complete the exam scheduling process.

itb INDIAN TESTING BOARD

Welcome: Test User

Dashboard
Test Application
My Orders
Logout

My Profile

* These fields are mandatory

First Name * Test

Last Name * User

Gender * Select

Date of Birth *

Email ID * yogita.rswalia@pearson.com

Alternate Email ID

Mobile Number * India (91) 7042667273

Alternate Mobile Number Select

Adhar Number

Address Line 1 *

Address Line 2

Country * India

State * Delhi

City * Delhi

Pin Code * 110008

Save & Continue Cancel

6. After clicking Save and continue, the exam name will appear, and the candidate can choose accordingly and apply for the same as given in the below screenshot.

itb INDIAN TESTING BOARD

Welcome: Test User

Dashboard
Test Application
My Orders
Logout

Purchase a Product

ISTQB International Software Testing Qualifications Board

ISTQB Foundation Level

View Details

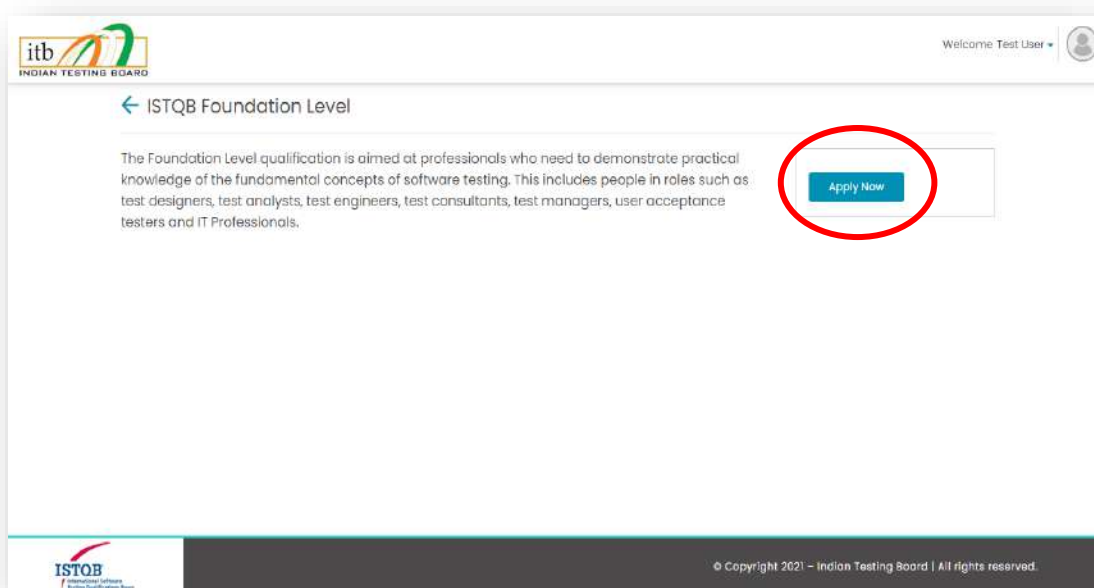
ISTQB International Software Testing Qualifications Board

ISTQB Agile Level

View Details

© Copyright 2021 – Indian Testing Board | All rights reserved.

7. Click View Detail. Candidates can click the name of the exam and apply for the same.



8. Click Apply button. The page will ask you to fill in application information, communication details, education qualifications, work experience, declaration, and pay to create an account with the necessary criteria as mentioned.

The screenshot shows the 'Fill in ITB Application Form - ISTQB Foundation Level' page. At the top, there is a navigation bar with the ITB logo and the text 'INDIAN TESTING BOARD'. A user profile icon is visible in the top right corner with the text 'Welcome Test User'. Below the navigation bar, the page title is '← Fill in ITB Application Form - ISTQB Foundation Level'. A progress bar is displayed with six steps: 'Application Information', 'Communication Details', 'Educational Qualification', 'Work Experience', 'Declaration', and 'Pay'. The 'Application Information' step is currently active. The form is divided into three sections: 'Personal Information', 'Contact Information', and 'Special Needs (if Any)'. The 'Personal Information' section includes fields for 'First Name *', 'Last Name *', 'Gender *', and 'Date of Birth *'. The 'Contact Information' section includes fields for 'Mobile Number *', 'Alternate Mobile Number', 'Email ID *', 'Alternate Email ID', and 'Author Number'. The 'Special Needs (if Any)' section includes a field for 'Are you differently abled? *'. A green 'Next' button is located at the bottom center of the form.

9. Click Next. Check Communication details.

The screenshot shows the ITB application form for the ISTQB Foundation Level. The user is currently on the 'Communication Details' step, which is highlighted in blue. The progress bar shows the following steps: Application Information, Communication Details, Educational Qualification, Work Experience, Declaration, and Pay. The communication details are as follows:

Communication / Delivery Address 1: Test User 91 - 7042887273 ✓

Test User
C199 New Ranjeet Nagar
Near Satyam Cinema
Delhi - 110008
Delhi
India
91 - 7042887273

Buttons: Edit, Communicate Here

Do you have different address to communicate? Click Here

Buttons: Previous, Continue to Review

10. Click Continue. Fill Educational Qualifications. Candidates can also select the mode of the exam here.

The screenshot shows the ITB application form for the ISTQB Foundation Level. The user is currently on the 'Educational Qualification' step, which is highlighted in blue. The progress bar shows the following steps: Application Information, Communication Details, Educational Qualification, Work Experience, Declaration, and Pay.

Registered ITB Candidate
Have you taken ITB exam in past through ITB? *

Yes No

The Exam That You Are Appearing For

Exam Name *

For the selected exam, you want to appear as *

Mode of Exam (You can choose to opt for either Home-Based or Centre-Based) *

To sit on online proctored/offline centre for you, can you confirm the country for your exam? *

Graduation

College Name *

University Name *

Medium of Instruction *

UG Degree Stream *

UG Degree Name *

UG Result Status *

Post Graduation

Have you done or are doing Post Graduation? *

Buttons: Previous, Next

11. Click Next. Fill Work experience.

The screenshot shows the 'Work Experience' step of the application form. At the top left is the ITB logo. At the top right, it says 'Welcome Test User' with a user icon. Below the header is a navigation bar with steps: Application Information, Communication Details, Educational Qualification, Work Experience (highlighted in blue), Declaration, and Pay. The main content area asks 'Do you have any prior work experience?*' with radio buttons for 'Yes' and 'No'. Below this is a section titled 'Source of Information' with the question 'How did you know about Indian Testing Board Exam?*' and a dropdown menu set to 'Select'. At the bottom of the form are 'Previous' and 'Next' buttons. The footer contains the ISTQB logo and the copyright notice: '© Copyright 2021 - Indian Testing Board | All rights reserved.'

12. Click Next. To do the declaration of the information.

The screenshot shows the 'Declaration' step of the application form. It features the same header and navigation bar as the previous step. The main content area is titled 'ISTQB® Successful Candidate Register (SCR) Consent Form'. It contains several sections of text and checkboxes: 1. A paragraph explaining the SCR and its purpose. 2. A list of items to be provided in the SCR. 3. A section for 'Consent' with three checkboxes. 4. A section for 'Certificate and Logo Usage Agreement' with a list of terms. 5. A section for 'Declaration' with a list of statements to be agreed to. 6. A final section with two checkboxes for terms and conditions. At the bottom are 'Previous' and 'Next' buttons.

13. Click Next. Pay for the exam.

itb INDIAN TESTING BOARD

Welcome Test User

← Fill in ITB Application Form - ISTQB Foundation Level

Application Information → Communication Details → Educational Qualification → Work Experience → Declaration → Pay

Make a Payment for

Product	Price	Voucher	Discount	Amount
ISTQB Foundation Level	₹ 6,300.00	-	-	₹ 6,300.00
Order Amount				₹ 6,300.00
IGST (18.00%)				₹ 1134.00
Order Total :				₹ 7,434.00

Voucher

Enter Voucher Code

Apply

CC Avenue

Pay

14. Order Confirmation Page. (Given below)

itb INDIAN TESTING BOARD

Welcome Test User

✓

YOUR ORDER HAS BEEN RECEIVED

THANK YOU FOR YOUR PURCHASE !!

Transaction ID : TUFADA0

Registration No : ITBPAP4000371

A confirmation mail will be sent to your registered Email ID with details of your order.

Back to Home

15. Here all the information is entered and submitted. We will process your details to the scheduling system, and you will receive an automatic confirmation email with the link to schedule your exam along with the credentials from pearsonvueconfirmation@pearson.com within 24-48 hours of the successful payment. You would require checking your registered email inbox & spam box for the email confirmation and contact us at admin@indiantestingboard.com after 48 hours in case you have not received the email.

16. For scheduling the exam, go to the home page <https://home.pearsonvue.com/itb> and click on SIGN IN as indicated in the image below.

Home > Test-taker home > Indian Testing Board (ITB)

COVID-related testing information:

Testing candidates: Most Pearson Professional Centers (PPCs) are open for exam delivery. We also continue to deliver exams to any third-party test centers (PVTIC and PVTIC Selects) with the ability to operate, though some may be operating at limited or changed capacity based on their own discretion or in response to government mandates.

Visit our [COVID-19 information page](#) for the latest information regarding exam requirements, health and safety practices, and any country-specific policies. For information on rescheduling, refunds, and more, please review our [FAQs](#).

Indian Testing Board Certification Testing

Take your exam from home

Simply register and select the option to take your exam from "home or work". It's that simple!

[LEARN MORE!](#)

ISTQB
International Software Testing Qualifications Board

itb
INDIAN TESTING BOARD

To schedule, reschedule or cancel an exam:

[Sign in](#)

[Create account](#)

Get certified from your home or office

17. Click Sign in. Candidates need to use the credentials provided in the email.

Indian Testing Board

Sign in

Our secure website encrypts your personal information so that it cannot be read by unauthorized Internet users. For your security, please remember to sign out of your account and close your browser when you finish your session.

Please do not use the back button to navigate the site.

Required Information is marked with an asterisk (*).

Returning users, please sign in:

* Username:

* Password:
 Show password

[Sign In](#)

[I forgot my username.](#)
[I forgot my password.](#)

New users, please sign up:
[Create a web account.](#)

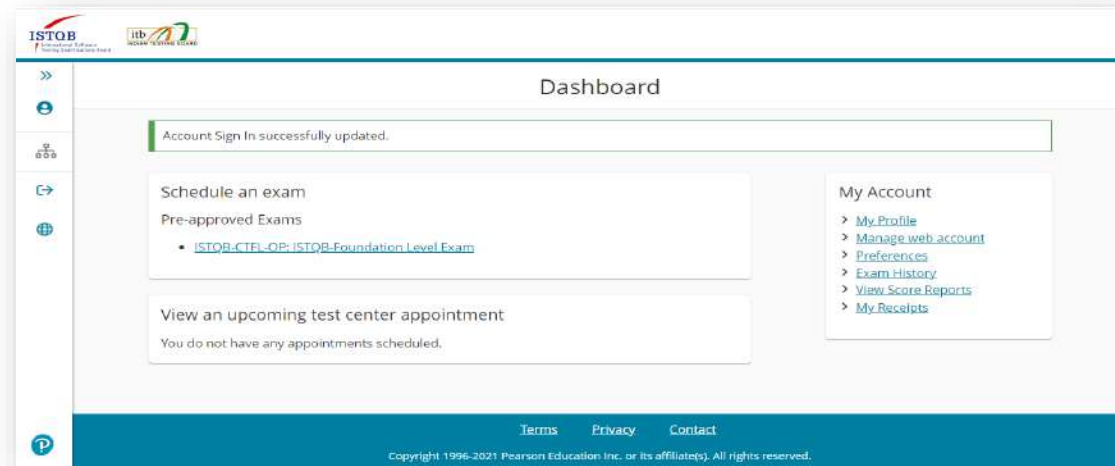
18. After sign in. The candidate will get the option to change the password.

The screenshot shows the 'Change Password' page. At the top left, there are logos for ISTOB and ib. The page title is 'Change Password'. Below the title, it says 'Enter a new password and confirm it, then click "Change Password."' and 'All fields are required.' The main form area contains a 'Password' section with instructions: 'Your password must contain:' followed by a bulleted list: '8 or more characters', 'a combination of uppercase and lowercase letters', and 'numbers (0-9) or symbols (#, \$, %, etc.)'. It also states 'Your password cannot include your username.' There are three input fields: 'New Password:' (with a masked password), 'Confirm New Password:' (with a masked password), and a 'Password Strength:' indicator showing a green bar labeled 'STRONG'. A 'Change Password' button is located at the bottom right of the form area.

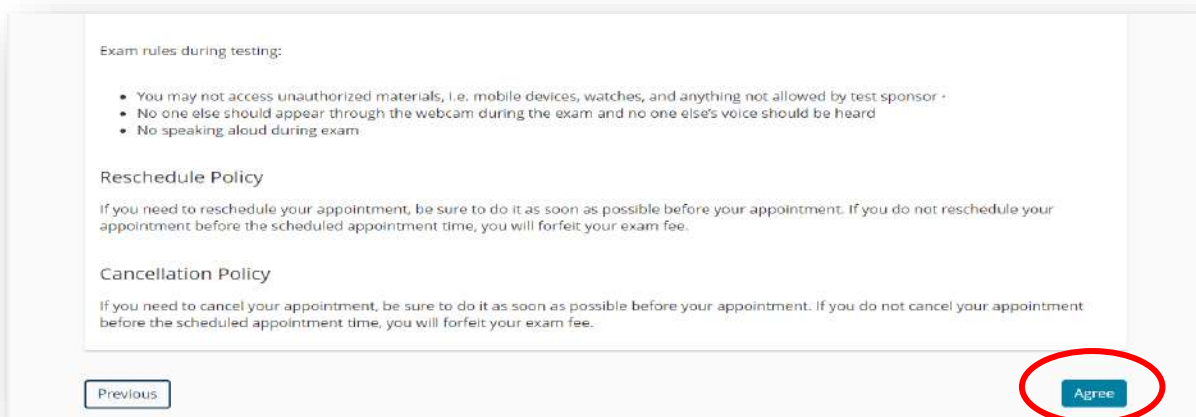
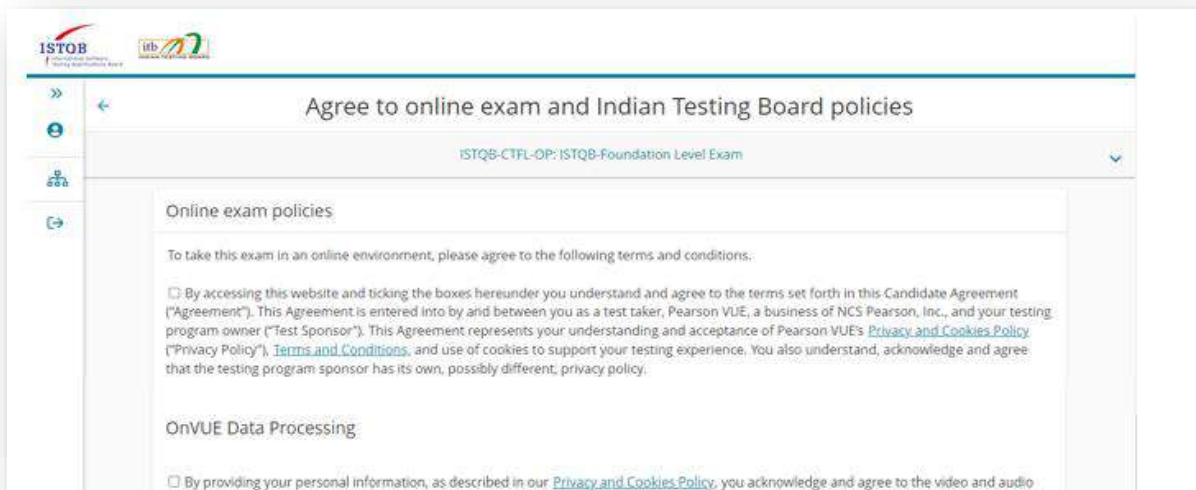
19. After changing the password, the Candidate will get the option to create security questions.

The screenshot shows the 'Create Security Questions' page. At the top left, there are logos for ISTOB and ib. The page title is 'Create Security Questions'. Below the title, it says 'Pearson VUE is serious about account safety. That's why we're requiring all web users to update their security questions.' and 'All fields are required.' It also states 'Enter information on this page in the Roman alphabet. (Alphanumeric)'. A note says 'Your security answers cannot contain your username or password.' The form contains three sets of questions, each with a 'Question' dropdown menu (labeled 'Select one...') and an 'Answer' text input field. A 'Save and Continue' button is located at the bottom right of the form area. At the bottom of the page, there are links for 'Terms', 'Privacy', and 'Contact', and a copyright notice: 'Copyright 1996-2021 Pearson Education Inc. or its affiliates. All rights reserved.'

20. Click Next. Once signed in successfully with your account details, you will see the below page. Click on the exam name as indicated below:



21. Review the testing policies, scroll down, and agree to them on the bottom of the page. (This is for Online Exam, the test center exam steps are given after this one, please refer point 26-32)



22. Click Agree. Select an appointment time as shown for the online exam.

Find an appointment

ISTQB-CTFL-OP: ISTQB-Foundation Level Exam

Helpful hints:

- Some exams support delivery nearly 24 hours a day. Note whether you have chosen an early morning (11:00 or 01:00 AM) or midday (1:00 or 01:00 PM) appointment.

Select Date
Why can't I find an available appointment?

October 2021

Su	Mo	Tu	We	Th	Fr	Sa
29	30	31	1	2	3	4
5	6	7	8	9	10	11
12	13	14	15	16	17	18
19	20	21	22	23	24	25
26	27	28	29	30	31	

Select a date from the calendar. Only available dates can be selected.

Available start times: Saturday, October 9, 2021

Does this have your correct time zone preference?
Asia/Calcutta (IST) (change time zone)

*How do you want available times displayed?

12 hr (A.M./P.M.) 24 hr (A.M./P.M.)

NOTE: Your online testing check-in time will be 30 minutes prior to your selected appointment start time.

12:30 AM 1:00 PM
1:30 AM 1:30 PM
2:00 AM 2:00 PM
2:30 AM 2:30 PM
3:00 AM 3:00 PM
3:30 AM 3:30 PM
4:00 AM 4:00 PM
4:30 AM 4:30 PM
5:00 AM 5:00 PM
5:30 AM 5:30 PM
6:00 AM 6:00 PM
6:30 AM 6:30 PM
7:00 AM 7:00 PM
7:30 AM 7:30 PM
8:00 AM 8:00 PM
8:30 AM 8:30 PM
9:00 AM 9:00 PM
9:30 AM 9:30 PM
10:00 AM 10:00 PM
10:30 AM 10:30 PM
11:00 AM 11:00 PM
11:30 AM 11:30 PM
12:00 PM 12:00 PM
12:30 PM 12:30 PM
1:00 PM 1:00 PM
1:30 PM 1:30 PM
2:00 PM 2:00 PM
2:30 PM 2:30 PM
3:00 PM 3:00 PM
3:30 PM 3:30 PM
4:00 PM 4:00 PM
4:30 PM 4:30 PM
5:00 PM 5:00 PM
5:30 PM 5:30 PM
6:00 PM 6:00 PM
6:30 PM 6:30 PM
7:00 PM 7:00 PM
7:30 PM 7:30 PM
8:00 PM 8:00 PM
8:30 PM 8:30 PM
9:00 PM 9:00 PM
9:30 PM 9:30 PM
10:00 PM 10:00 PM
10:30 PM 10:30 PM
11:00 PM 11:00 PM
11:30 PM 11:30 PM

Next

23. Once selected, the next screen will show you the final details to schedule the ITB exam. If you find the details are correct, please click on next.

Is everything correct?

Review and confirm contact information to avoid issues on test day.

Description	Details	Actions
Exam ISTQB-CTFL-OP: ISTQB-Foundation Level Exam Language: English-UK Exam Length: 90 minutes	Appointment Saturday, October 9, 2021 Check-in time: 11:30 AM IST Start time: 12:00 PM IST Change Appointment	Remove

Confirm contact information

⚠ Your name must exactly match the identification (ID) that is presented at time of testing or you will not be able to take your exam.

Name:
Test User
[Edit](#)

Telephone:
+91 7042887273

Next

24. Submit the order.

The screenshot shows the 'Almost there...' confirmation screen in the ISTQB exam booking system. The page features the ISTQB and ITB logos at the top left and a 'Return to order' link at the top right. A navigation sidebar is on the left. The main content area is titled 'Almost there...' and contains a table with two columns: 'Description' and 'Details'. The 'Description' column lists the exam name, language, and length. The 'Details' column lists the appointment date, check-in time, and start time. Below the table are 'Previous' and 'Cancel Order' buttons. A 'Submit Order' button is located at the bottom right of the page.

Description	Details
Exam ISTQB-CTFL-OP: ISTQB-Foundation Level Exam Language: English-UK Exam Length: 90 minutes	Appointment Saturday, October 9, 2021 Check-in time: 11:30 AM IST Start time: 12:00 PM IST

Buttons: Previous, Cancel Order, Submit Order

25. Online exam booked. You will receive a confirmation email of the appointment on your registered email ID. The candidate can run a system test.

The screenshot shows the 'It's time to test your system' confirmation screen. The page features the ISTQB and ITB logos at the top left and the order number '0060-1312-9188' below the title. A green-bordered box contains a confirmation message: 'Your appointment is confirmed! An order confirmation containing important exam day information has been sent to: yogita.rewalia@pearson.com'. Below this is a 'What's next?' section with a 'Run a system test' button. To the right, there is a list of tasks: 'Equipment and internet connection checks' and 'Exam simulation'. At the bottom, there is a table with three columns: 'Description', 'Details', and 'Order Information'.

Order #: 0060-1312-9188

Your appointment is confirmed! An order confirmation containing important exam day information has been sent to: yogita.rewalia@pearson.com

What's next?

[Run a system test](#)

- Equipment and internet connection checks
- Exam simulation

Description	Details	Order Information
Exam ISTQB-CTFL-OP: ISTQB-Foundation Level Exam Language: English-UK Exam Length: 90 minutes	Appointment Saturday, October 9, 2021 Check-in time: 11:30 AM IST Start time: 12:00 PM IST	Order Number/Invoice: 0060-1312-9188 Registration ID: 407093449 Status: Purchased

26. For the test center, Agree to the testing policies.

← Agree to Indian Testing Board policies

ISTQB-CTFL: ISTQB-Foundation Level Exam

Indian Testing Board policies

Terms and Conditions

Important: Please go to the [Pearson VUE COVID-19 Update](#) web page the day before your exam to review the latest face mask policy and other health and safety measures required at your test center.

By scheduling your test appointment, you agree to comply with these requirements. You will be asked to acknowledge these conditions and requirements upon arrival at the test center.

Admission Policy

We will like you to arrive at the test centre 30 minutes before your scheduled appointment time. This will give you adequate time to complete the necessary sign-in procedures. Please be prepared to show one form of original (no photo copies), valid (unexpired) government issued ID that includes your name, recent recognisable photograph, and signature. If you arrive more than 15 minutes late to your appointment, you may be refused admission and exam fees may be forfeited.

Reschedule Policy

If you wish to reschedule your exam, you must contact Pearson VUE at least 72 hours prior to your scheduled appointment or log in to your ITB's account through <http://pearsonvue.com/itb/> to reschedule yourself. Rescheduling less than 72 hours prior to your appointment may result in forfeiting your exam fee. You are permitted to reschedule one time only.

Cancellation Policy

If you wish to cancel your exam, you must contact the Indian Testing Board.

Previous Agree

27. Click Agree, Candidate can see exam details.

← Exam details

ISTQB-CTFL: ISTQB-Foundation Level Exam

[View My Authorization Information](#)

Exam:
ISTQB-CTFL: ISTQB-Foundation Level Exam
[View Testing Policies](#)

Language:
English-UK

⚠ Important Exam Information:
This exam is not available to be taken from home for you; You're authorized for center based test only. Please proceed with booking the exam on your nearest test center

Previous Next

28. Click Next. On the next screen, the available test center will be shown depending upon the address that you have provided on your profile.

Find a test center

ISTQB-CTFL: ISTQB-Foundation Level Exam

C199 New Ranjeet Nagar, Near Satyam Cinema, Delhi, Delhi, 110008, India

You can select up to three test centers to compare availability.

Helpful hints:

- The test center information link may provide directions, parking, wheelchair support or other physical access considerations.
- Distance (mi/km) is a straight line calculated from the center point of your search criteria and does not reflect driving distance.

Test Center	Distance
<input type="checkbox"/> NATIONAL INDUSTRIAL TRAINING CENTRE Adjacent to Singh's Dental Hospital, Dwarka Mor Metro Station, Pillar No 771 New Delhi Delhi 110059 India Test Center information	2.4 mi
<input type="checkbox"/> VG Learning Destination India Pvt. Ltd.	2.8 mi

Map Satellite

Next

29. Select an appointment time as shown available from the test center you have selected.

Find an appointment

ISTQB-CTFL: ISTQB-Foundation Level Exam

Helpful hints:

- When you select your appointment time, double-check the time format and time zone to avoid confusion, as some exams support delivery nearly 24 hours a day. For example, depending on the time format you prefer, note whether you have chosen an early morning (01:00 AM) or midday (1:00 PM) appointment.
- Time format and time zone display use default settings but can be adjusted to your personal preference.

NATIONAL INDUSTRIAL TRAINING CENTRE
30-34 SEWAK PARK
Adjacent to Singh's Dental Hospital,
Dwarka Mor Metro Station, Pillar No 771
New Delhi
Delhi 110059
India
[Change Test Centers](#)

Select Date
[Why can't I find an available appointment?](#)

October 2021

Su	Mo	Tu	We	Th	Fr	Sa
						9
10	11	12	13	14	15	16
17	18	19	20	21	22	23
24	25	26	27	28	29	30
31						

Select a date from the calendar. Only available dates can be selected.

Available start times: Saturday, October 9, 2021 at NATIONAL INDUSTRIAL TRAINING CENTRE.
Times shown in Asia/Calcutta - IST [Show 24-hour](#)

Morning	Afternoon
10:30 AM	12:00 PM
10:45 AM	12:15 PM
11:00 AM	12:30 PM
11:15 AM	12:45 PM
11:30 AM	01:00 PM
11:45 AM	01:15 PM

30. The candidates can preview the exam center details.

Is everything correct?

[Review and confirm](#) contact information to avoid issues on test day:

Description	Details	Actions
Exam ISTQB-CTFL: ISTQB-Foundation Level Exam Language: English-UK Exam Length: 90 minutes	Appointment Saturday, October 9, 2021 Start time: 10:30 AM IST Change Appointment Location NATIONAL INDUSTRIAL TRAINING CENTRE 30-34 SEWAK PARK Adjacent to Singh's Dental Hospital, Dwarka Mor Metro Station, Pillar No 771 New Delhi Delhi 110059 India Change Test Center	Remove

Confirm contact information

[Next](#)

31. Click Next. Submit the order now.

Almost there...

Description	Details
Exam ISTQB-CTFL: ISTQB-Foundation Level Exam Language: English-UK Exam Length: 90 minutes	Appointment Saturday, October 9, 2021 Start time: 10:30 AM IST Location NATIONAL INDUSTRIAL TRAINING CENTRE 30-34 SEWAK PARK Adjacent to Singh's Dental Hospital, Dwarka Mor Metro Station, Pillar No 771 New Delhi Delhi 110059 India

[Previous](#) [Cancel Order](#)

[Submit Order](#)

32. Exam booked. You will receive a confirmation email of the appointment on your registered email ID.

You are booked!
Order #: 0060-1342-2852

An email confirmation has been sent to: yogita.rewalia@pearson.com

[Return to Dashboard](#)

Description	Details	Order Information
Exam ISTQB-CTFL: ISTQB-Foundation Level Exam Language: English-UK Exam Length: 90 minutes	Appointment Saturday, October 9, 2021 Start time: 10:30 AM IST Location NATIONAL INDUSTRIAL TRAINING CENTRE Test Center Information	Order Number/Invoice 0060-1342-2852 Registration ID 407111358 STATUS Scheduled

Indian Testing Board Terms and Conditions

Important: Please go to the [Pearson VUE COVID-19 Update](#) web page the day before your exam to review the latest face mask policy and other health and safety measures required at your test center.
By scheduling your test appointment, you agree to comply with these requirements. You will be asked to acknowledge these conditions and requirements upon arrival at the test center.

33. The dashboard page will also show your exam that is scheduled for an upcoming date & will prompt you to reschedule the test if you wish to change the testing date or test center.